

How to join a Zoom meeting:

You can join a Zoom meeting through:

- an email invite
- an instant messaging invite
- from the browser on a computer or iPad
- from the Zoom desktop and mobile application
- from a landline or mobile phone
- or with a H.323 or SIP device

TIP It's usually best to join from a computer or an iPad so that you can see people on the screen. However, if you just want to listen to the service, then a phone will work just fine.

TIP Before joining a Zoom meeting on a **computer or mobile device**, you can download the free Zoom app from [our Download Center](#).

Otherwise, you will be prompted to download and install Zoom when you click a “join” link.

- Each meeting has a unique 9, 10, or 11-digit number called a [meeting ID](#) that will be required to join a Zoom meeting
- If you are joining via telephone, you will need the [teleconferencing number](#) provided in the invite.

There are more details at this link:

<https://support.zoom.us/hc/en-us/articles/201362193-Joining-a-Meeting>

From a PC or Mac computer:

1. Open the Zoom desktop client.
2. Join a meeting using one of these methods:
 - Click **Join a Meeting** if you want to join without signing in.

The Zoom logo is displayed in a blue, lowercase, sans-serif font.

Join a Meeting

Sign In

- Sign in to Zoom then click **Join**.



Join

3. Enter the [meeting ID](#) number and your display name.
 - If you're signed in, change your name if you don't want your [default name](#) to appear.
 - If you're not signed in, enter a display name.

Join a Meeting

Meeting ID or Personal Link Name ▼

Grant MacLaren

Do not connect to audio

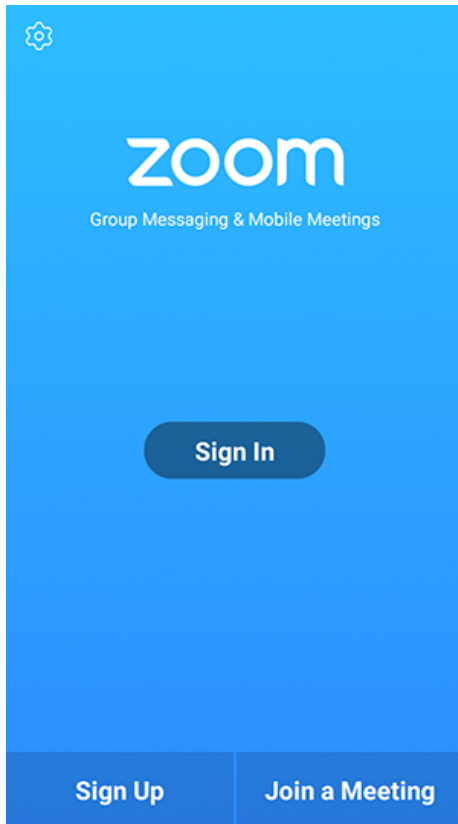
Turn off my video

Join Cancel

4. Select if you would like to connect audio and/or video and click **Join**.

From an Android phone (Samsung, Google, etc):

1. Open the Zoom mobile app. If you have not downloaded the Zoom mobile app yet, you can download it from the Google Play Store.
2. Join a meeting using one of these methods:
 - Tap **Join a Meeting** if you want to join without signing in.



- Sign in to Zoom then tap **Join**.



Join

3. Enter the [meeting ID](#) number and your display name.
 - If you're signed in, change your name if you don't want your [default name](#) to appear.
 - If you're not signed in, enter a display name.

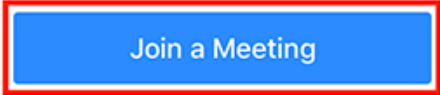
From an iPhone:

1. Open the Zoom mobile app. If you have not downloaded the Zoom mobile app yet, you can download it from the App Store.
2. Join a meeting using one of these methods:
 - Tap **Join a Meeting** if you want to join without signing in.



Start a Meeting

Start or join a video meeting on the go



Sign Up

Sign In

- Sign in to Zoom then tap **Join**.



Join

3. Enter the [meeting ID](#) number and your display name.
 - If you're signed in, change your name if you don't want your [default name](#) to appear.
 - If you're not signed in, enter a display name.

4. Select if you would like to connect audio and/or video and select **Join**.

Sprint 6:48 PM 56%

Cancel Join a Meeting

Meeting ID

Join with a personal link name

Molly Parker

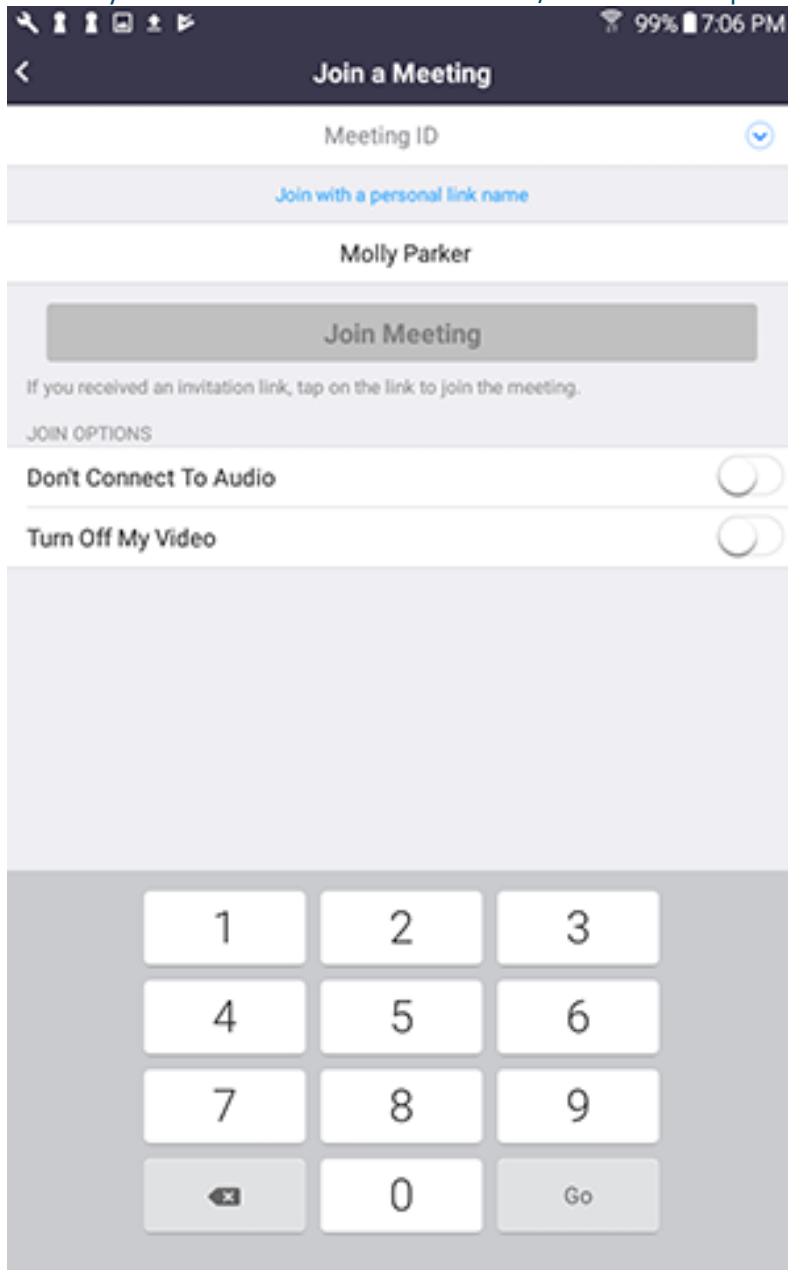
Join

If you received an invitation link, tap on the link again to join the meeting

JOIN OPTIONS

1 ABC	2 DEF	3 GHI
4 JKL	5 MNO	6 PQRS
7 TUV	8 WXYZ	9 0
0		

4. Select if you would like to connect audio and/or video and tap **Join Meeting**.



From a regular phone:

1. On your phone, dial the [teleconferencing](#) number provided in your invite.
2. Enter the meeting ID number when prompted using your dialpad.

Note: If you have already joined the meeting via computer, you will have the option to enter your 2-digit participant ID to be associated with your computer. If you have not joined on your computer, simply press # again when prompted to enter in your participant ID.